

For Mounting Heights To 16' (environmental separation)

STANDARD CONSTRUCTION

- 15" high x 26" deep
- 1 hp two speed motor(s)
- Factory installed Intelliswitch digital controller
- White aluminum exterior panel
(Optional: Custom Color or Stainless)
- Top Mounting only
- High efficiency, low noise Pro-V Nozzle
- Filter (washable)
- Factory installed coil
- Optional: Wi-Fi Controller, works with the Berner App

2 Year
Limited
Warranty



MODEL	Nozzle Width (in)	Max Vel. at Nozzle (fpm)	Avg. Outlet Vel. (fpm)	Air Volume (cfm)	Outlet Vel. Uniformity	Power Rating (kW)	Motor(s) @ hp	Coil Output (MBH)	Entering / Leaving Water Temp. (°F)	Water Flow (GPM)	Fluid Pressure Drop (FT. WG.)	Air Temp. Rise (°F)	Net Wt. (lbs)
ARC16-1036W	36.00	6,250	2,368	2,072	90%	0.91	1 @ 1	46.9	180° / 165°	6.5	0.7	21°	141
ARC16-1042W	42.00	5,594	2,208	2,254	88%	0.96	1 @ 1	53.7	180° / 164°	7.0	0.9	22°	151
ARC16-1048W	48.00	5,627	2,015	2,351	77%	1.09	1 @ 1	61.0	180° / 165°	8.5	1.4	24°	160
ARC16-1060W	66.00	5,401	1,502	2,410	73%	1.12	1 @ 1	69.1	180° / 163°	8.5	1.5	26°	187
ARC16-2060W	66.00	4,440	2,446	3,924	92%	1.79	2 @ 1	92.5	180° / 166°	14.0	3.8	22°	227
ARC16-2072W	72.00	6,250	2,368	4,144	90%	1.82	2 @ 1	104.2	180° / 164°	13.5	3.8	23°	243
ARC16-2084W	84.00	5,594	2,208	4,508	88%	1.92	2 @ 1	120.8	180° / 165°	17.0	6.3	24°	262
ARC16-2096W	99.00	5,627	1,954	4,702	77%	2.18	2 @ 1	128.7	180° / 162°	15.0	5.3	25°	279
ARC16-3096W	99.00	6,250	2,492	5,996	90%	2.70	3 @ 1	148.3	180° / 164°	19.0	8.3	23°	321
ARC16-2108W	108.00	5,401	1,814	4,761	73%	2.21	2 @ 1	136.9	180° / 162°	16.0	6.3	26°	302
ARC16-3108W	108.00	6,250	2,368	6,216	90%	2.73	3 @ 1	160.4	180° / 164°	21.0	10.5	24°	354
ARC16-2120W	117.00	5,401	1,695	4,820	73%	2.24	2 @ 1	143.4	180° / 162°	16.0	6.5	27°	325
ARC16-3120W	117.00	5,594	2,314	6,580	88%	2.83	3 @ 1	170.4	180° / 163°	20.0	10.0	24°	371
ARC16-3132W	132.00	5,627	2,138	6,859	77%	3.01	3 @ 1	185.0	180° / 162°	21.0	11.7	25°	392
ARC16-3144W	144.00	5,627	2,015	7,053	77%	3.27	3 @ 1	197.7	180° / 162°	23.0	14.5	26°	409
ARC16-4144W	144.00	6,250	2,368	8,288	90%	3.64	4 @ 1	213.5	180° / 162°	24.0	15.7	24°	467

NOTES:

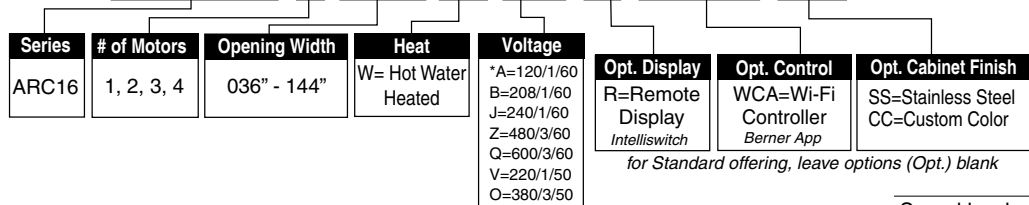
1. Operation at 50 Hz will generate approximately a 17% reduction in performance.
2. Performance data based on AMCA licensed data from unheated units.
3. Coil performance based on 65°F entering air temperature.
4. Standard connection same end supply/return (Optional: opposite end supply/return).
5. Coil should be field supplied with a solenoid valve that energizes only when air curtain is energized. Consideration must be taken for freeze protection when necessary.
6. Maximum leaving air temperature shall not exceed 120°F.
7. Consult factory for alternate entering air & water temperatures, GPM's and opposite end supply/return connections performance data.

Berner does not recommend ARC16-1060W, ARC16-2108W and ARC16-2120W, exists only as an equivalent to competitors' models.

See sheet EP-256 for amp draws/total load requirements.

MODEL NUMBER CONFIGURATION

ARC16-1 036 W A -R-WCA-SS



*Suitable for 50hz

for Standard offering, leave options (Opt.) blank

Sound level measured 10' (3m) from the unit in free field:

1 motor:	Min./Max. Speed:	62/65 dBA
2 motors:	Min./Max. Speed:	65/68 dBA
3 motors:	Min./Max. Speed:	67/70 dBA
4 motors:	Min./Max. Speed:	68/71 dBA

Sound data is not AMCA certified.

Berner reserves the right to alter specifications without prior notice.



ARCHITECTURAL RECESSED 16

Hot Water Heated Air Curtain Electrical Performance Sheet

MODEL	120/1/60 (voltage code A) MOTOR AMP DRAW = 12.6 each			208/1/60 (voltage code B) MOTOR AMP DRAW = 6.5 each			240/1/60 (voltage code J) or 220/1/50 (voltage code V) MOTOR AMP DRAW = 6.5 each		
	# CKTS	AMPS PER CIRCUIT	BREAKER RATING PER CIRCUIT	# CKTS	AMPS PER CIRCUIT	BREAKER RATING PER CIRCUIT	# CKTS	AMPS PER CIRCUIT	BREAKER RATING PER CIRCUIT
ARC16-1036W ARC16-1042W ARC16-1048W ARC16-1060W	1	12.6	20	1	6.5	15	1	6.5	15
ARC16-2060W ARC16-2072W ARC16-2084W ARC16-2096W ARC16-2108W ARC16-2120W	1	25.2	30	1	13.0	15	1	13.0	15
ARC16-3096W ARC16-3108W ARC16-3120W ARC16-3132W ARC16-3144W	1	37.8	45	1	19.5	25	1	19.5	25
ARC16-4144W	1	50.4	60	1	26.0	30	1	26.0	30

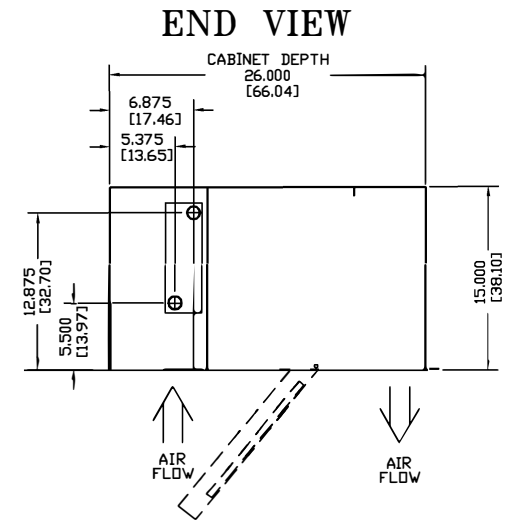
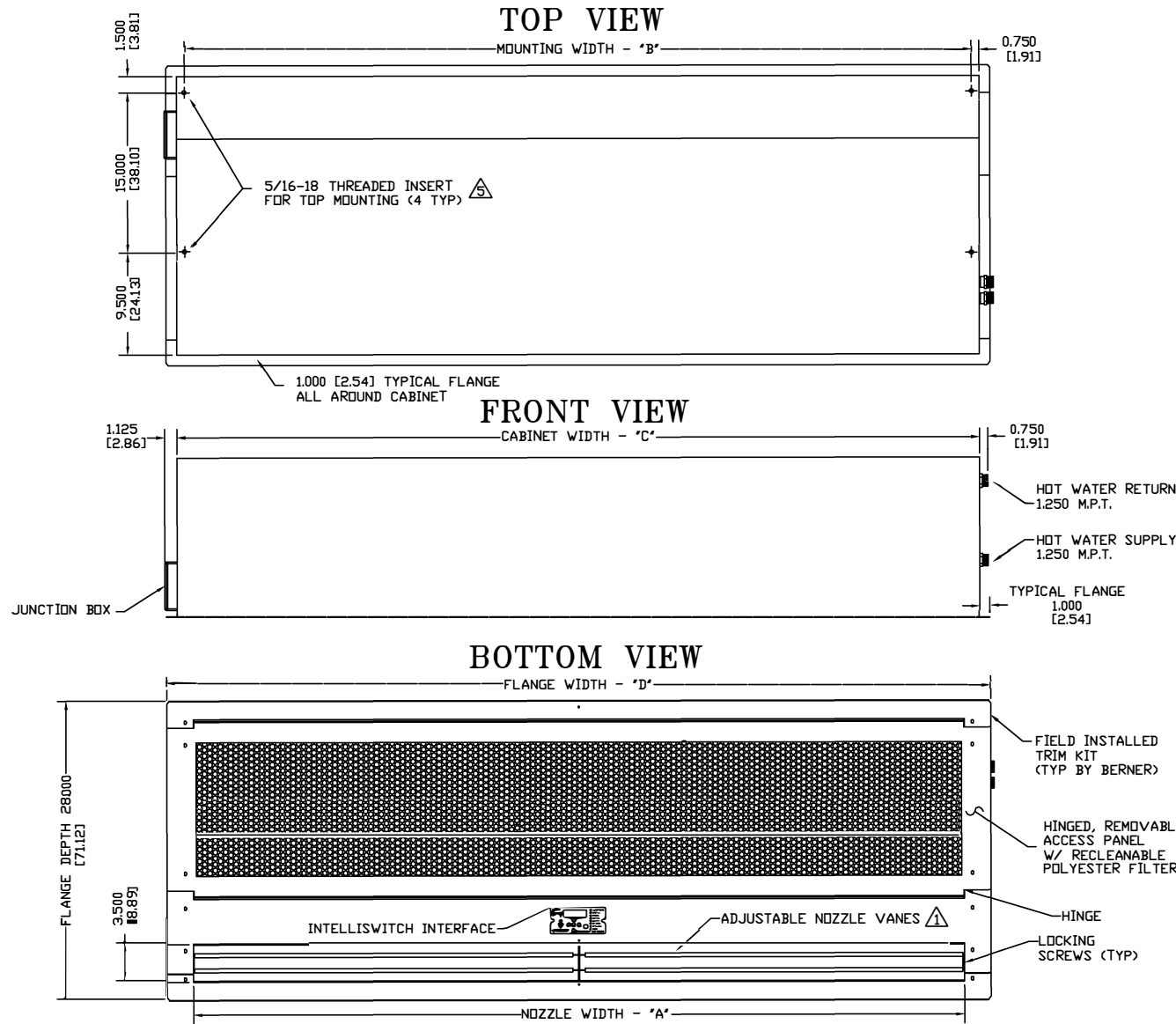
MODEL	480/3/60 (voltage code Z) MOTOR AMP DRAW = 3.2 each			600/3/60 (voltage code Q) MOTOR AMP DRAW = 2.0 each			380/3/50 (voltage code O) MOTOR AMP DRAW = 4.3 each		
	# CKTS	AMPS PER CIRCUIT	BREAKER RATING PER CIRCUIT	# CKTS	AMPS PER CIRCUIT	BREAKER RATING PER CIRCUIT	# CKTS	AMPS PER CIRCUIT	BREAKER RATING PER CIRCUIT
ARC16-1036W ARC16-1042W ARC16-1048W ARC16-1060W	1	3.2	15	1	2.0	15	1	6.5	15
ARC16-2060W ARC16-2072W ARC16-2084W ARC16-2096W ARC16-2108W ARC16-2120W	1	6.4	15	1	4.0	15	1	13.0	15
ARC16-3096W ARC16-3108W ARC16-3120W ARC16-3132W ARC16-3144W	1	9.6	15	1	6.0	15	1	19.5	25
ARC16-4144W	1	12.8	15	1	8.0	15	1	26.0	30

Berner reserves the right to alter specifications without prior notice.

www.berner.com **Berner International** 800.245-4455
111 Progress Ave. / New Castle / PA / 16101 / USA

EP-256
October, 2016

ARC16 IN-CEILING MOUNT HOT WATER HEATED



NOTES:

- ① AIR CURTAIN MUST BE INSTALLED SO AIR STREAM IS NOT OBSTRUCTED WHEN DEFLECTED 20° TO EITHER SIDE OF C.
- ② ELECTRICAL CONNECTIONS TO BE FLEXIBLE.
- ③ FIELD VERIFY DIMENSIONS.
- ④ ANCHORS TO SUPPORTING STRUCTURE BY OTHERS.
- ⑤ ADEQUACY OF SUPPORTING STRUCTURE IS TO BE VERIFIED BY A PROFESSIONAL STRUCTURAL ENGINEER.
- ⑥ LETTER "W" IN MODEL NUMBER DESIGNATES HOT WATER HEATED UNIT.
- △ DIMENSIONS IN INCHES [CENTIMETERS].

MODEL △	NOZZLE WIDTH "A"	MOUNTING WIDTH "B"	CABINET WIDTH "C"	FLANGE WIDTH "D"	RECOMMENDED ROUGH OPENING DEPTH x WIDTH
ARC16-1036W	36.00 [91.44]	37.50 [95.25]	39.00 [99.06]	41.00 [104.14]	27.00 x 40.00 [68.58 x 101.60]
ARC16-1042W	42.00 [106.68]	43.50 [110.49]	45.00 [114.30]	47.00 [119.38]	27.00 x 46.00 [68.58 x 116.84]
ARC16-1048W	48.00 [121.92]	49.50 [125.73]	51.00 [129.54]	53.00 [134.62]	27.00 x 52.00 [68.58 x 132.08]
ARC16-1060W/2060W	66.00 [167.64]	67.50 [171.45]	69.00 [175.26]	71.00 [180.34]	27.00 x 70.00 [68.58 x 177.80]
ARC16-2072W	72.00 [182.88]	73.50 [186.69]	75.00 [190.50]	77.00 [195.58]	27.00 x 76.00 [68.58 x 193.04]
ARC16-2084W	84.00 [213.36]	85.50 [217.17]	87.00 [220.98]	89.00 [226.06]	27.00 x 88.00 [68.58 x 223.52]
ARC16-2096W/3096W	99.00 [251.46]	100.50 [255.27]	102.00 [259.08]	104.00 [264.16]	27.00 x 103.00 [68.58 x 261.62]
ARC16-2108W/3108W	108.00 [274.32]	109.50 [278.13]	111.00 [281.94]	113.00 [287.02]	27.00 x 112.00 [68.58 x 284.48]
ARC16-2120W/3120W	117.00 [297.18]	118.50 [300.99]	120.00 [304.80]	122.00 [309.88]	27.00 x 121.00 [68.58 x 307.34]
ARC16-3132W	132.00 [335.28]	133.50 [339.09]	135.00 [342.90]	137.00 [347.98]	27.00 x 136.00 [68.58 x 345.44]
ARC16-3144W/4144W	144.00 [365.76]	145.50 [369.57]	147.00 [373.38]	149.00 [378.46]	27.00 x 148.00 [68.58 x 375.92]

PROJECT		
LOCATION		
ARCHITECT		
ENGINEER		REV. [A]
DWG. NO.	ARC16-WTR	TITLE: BERNER
DATE	25JULY2016	MODEL ARC16 AIR CURTAIN
BY	S. Bell	HOT WATER HEATED SYSTEM
REPLACES	22SEPT14	
BY	S. Bell	BERNER INTERNATIONAL CORP. NEW CASTLE, PA.