



MARSHALL ENGINEERED PRODUCTS CO.

STEAM SPECIALTIES

Radiator Valve, No. 600AP-1

APPLICATION

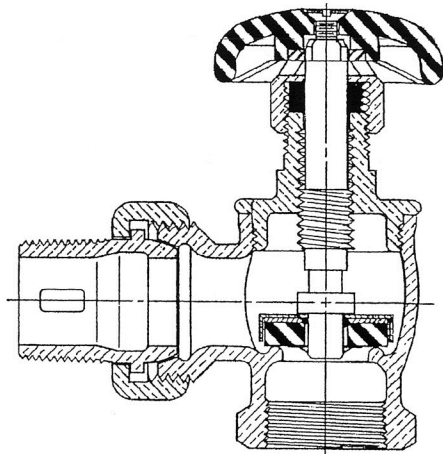
The MEPCO Packed Stem, Radiator Valve, No. 600A, is applicable to one-pipe steam heating systems with pressures of 25" vacuum to 150 PSI.

It offers a positive "ON" or "OFF" control for any type of heating element or radiator. Heavy packing nut and a one piece formed solid packing keeps a tight seal around the valve stem. The 600A opens and closes without binding, allowing for exceptionally free drainage of water. Available in two patterns, angle and straightaway.



MODEL 600A

FEATURES



- 1. SIMPLE, RUGGED CONSTRUCTION** - Valve body and bonnet are heavy cast brass to resist sever strains encountered during installation. Two inch angle pattern thread to thread has a heavy brass union nut and nipple.
- 2. TIGHT SEAL AROUND VALVE STEM** - Heavy packing nut exerts pressure on a solid, one piece, graphited, dependeable non-asbestos packing ring to provide a tight seal around valve stem.
- 3. SIMPLIFIED STYLING** - Attractive one-piece handle with rising stem makes valve desirable for installation in exposed locations.

DIMENSIONS AND WEIGHTS

1	2	AP-1	FPT	UNION NIPPLE MPT	4 ¹ / ₁₆	2 ¹ / ₄	4 ¹³ / ₁₆		4 ⁷ / ₈
4		ST-1	FPT	UNION NIPPLE MPT	5 ¹ / ₈		6 ³ / ₁₆	2 ¹¹ / ₁₆	5 ¹ / ₂

MEPCO reserves the right to revise designs, specifications, and related information without notice.

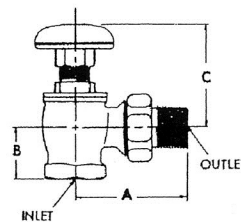


FIG. 1 MODEL AP1

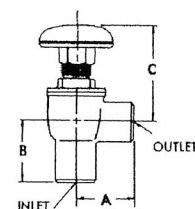


FIG. 3 MODEL AP3

Dimensions and Weights

FIGURE	SIZE	MODEL	INLET	OUTLET	DIMENSIONS IN INCHES				SHIPPING WEIGHT (LBS.)
					A	B	C	D	
1	1/2	AP-1	FPT	UNION NIPPLE MPT	2 1/4	1 1/16	2 15/16		7/8
2		AP-2	SWT	UNION NIPPLE SWT	1 11/16	1 3/16	2 15/16		1
3		AP-3	SWT	SWT	1 3/16	1 3/16	2 15/16		1/2
4		ST-1	FPT	UNION NIPPLE MPT	2 1/4		3 3/16	1 5/16	1
5		ST-2	SWT	UNION NIPPLE SWT	1 11/16		3 3/16	1 1/2	1
6		ST-3	SWT	SWT	1 1/2		3 3/16	1 3/8	3/4
1	3/4	AP-1	FPT	UNION NIPPLE MPT	2 7/16	1 1/4	3		1 1/4
2		AP-2	SWT	UNION NIPPLE SWT	2 3/16	1 5/8	3		1 5/8
3		AP-3	SWT	SWT	1 9/16	1 5/8	3		1 5/8
4		ST-1	FPT	UNION NIPPLE MPT	2 5/8		3 3/8	1 1/16	1 1/2
5		ST-2	SWT	UNION NIPPLE SWT	2 1/8		3 3/8	2	1 3/8
6		ST-3	SWT	SWT	2		3 3/8	1 7/8	1 1/8
1	1	AP-1	FPT	UNION NIPPLE MPT	3	1 7/16	3 3/8		1 5/8
4		ST-1	FPT	UNION NIPPLE MPT	3 3/16		4 1/8	1 7/8	2 1/4
5		ST-2	SWT	UNION NIPPLE SWT	2 11/16		3 5/8	2 3/8	2
1	1 1/4	AP-1	FPT	UNION NIPPLE MPT	3 1/4	1 5/8	3 1/2		2 1/8
4		ST-1	FPT	UNION NIPPLE MPT	3 11/16		4 5/8	2 1/16	2 3/4
1	1 1/2	AP-1	FPT	UNION NIPPLE MPT	3 9/16	1 7/8	4 1/16		3 3/8
4		ST-1	FPT	UNION NIPPLE MPT	4 1/4		5 1/16	2 5/16	4 1/2
1	2	AP-1	FPT	UNION NIPPLE MPT	4 1/16	2 1/4	4 13/16		4 7/8
4		ST-1	FPT	UNION NIPPLE MPT	5 1/8		6 3/16	2 11/16	5 1/2

MEPCO reserves the right to revise designs, specifications, and related information without notice.

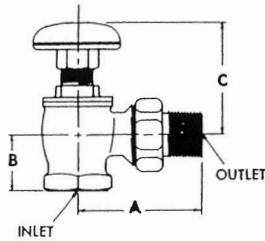


FIG. 1 MODEL AP1

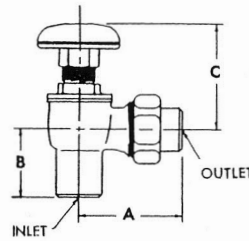


FIG. 2 MODEL AP2

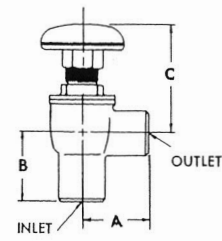


FIG. 3 MODEL AP3

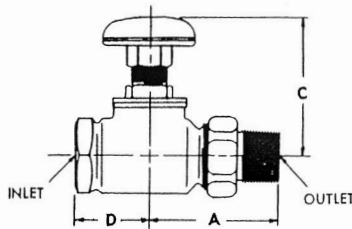


FIG. 4 MODEL ST1

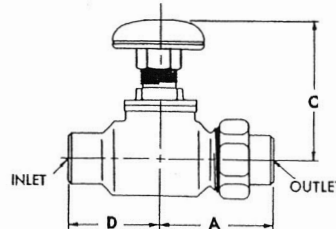


FIG. 5 MODEL ST2

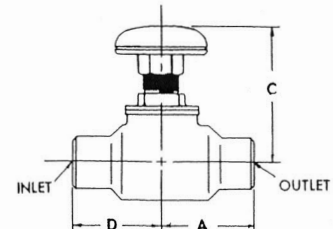


FIG. 6 MODEL ST3

Meeting the standards of



MARSHALL ENGINEERED PRODUCTS CO.

3695 44th Street SE, Grand Rapids, Michigan 49512

Phone 616.971.3420 Fax 616.971.3421 www.mepcolc.com