

For Mounting Heights To 8' (environmental separation)

STANDARD CONSTRUCTION

- 11" high x 24" deep
- 1/2 hp motor(s) - ten speeds
- Factory installed Intelliswitch digital controller
- White powder coated exterior (Optional: Custom Color or Stainless)
- Wall & Top Mounting
- High efficiency, low noise Pro-V Nozzle
- Patented venturi open helical element with point suspension
- Alternate kW: see sheet EP-232
- Optional: Decorative adaptor
- Optional: Wi-Fi Controller, works with the Berner App (UL listing pending)

2 Year Limited Warranty



indoor use

MODEL	Nozzle Width (in)	Max Vel. at Nozzle (fpm)	Avg. Outlet Vel. (fpm)	Air Volume (cfm)	Outlet Vel. Uniformity	Power Rating (kW)	Motor(s) @ hp	Max Electric Capacity (kW)	Heater Output (MBH)	Air Temp. Rise (°F)	Net Wt. (lbs)
AED08-1036E	36.50	3,255	1,680	1,155	79%	0.34	1 @ ½	14.0	47.8	38°	130
AED08-1042E	42.50	2,481	1,812	1,305	71%	0.44	1 @ ½	14.0	47.8	35°	145
AED08-1048E	48.50	2,958	1,838	1,685	78%	0.49	1 @ ½	14.0	47.8	26°	168
AED08-1060E	59.50	3,168	1,697	1,912	71%	0.56	1 @ ½	21.0	71.7	35°	195
AED08-2072E	73.00	3,255	1,680	2,310	79%	0.68	2 @ ½	28.0	95.6	39°	255

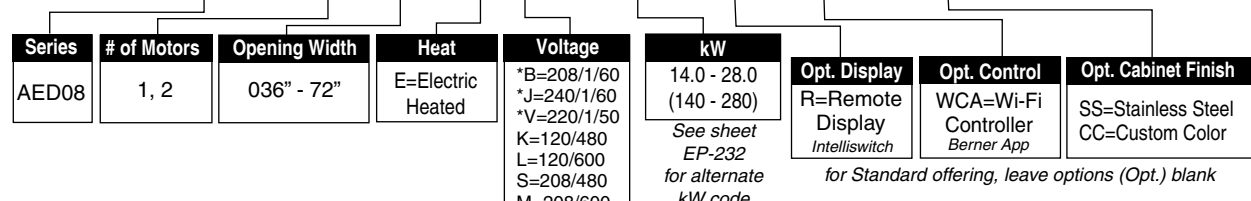
NOTES:

1. Operation at 50 Hz will generate approximately a 17% reduction in air performance.
2. Single Point Power Connection – consult factory

See sheet EP-232 for amp draws/total load requirements and alternate kW.

MODEL NUMBER CONFIGURATION

AED08-1 036 E B-140 -R-WCA-CC



*Max 16kW
See sheet EP-232 for available lengths and voltages

VELOCITY PROJECTION: Model AED08-1036E			
Distance from Nozzle (in)	24	36	48
Core Velocity (fpm)	1483	1181	961
Uniformity (%)	65	74	77

Sound level measured 10' (3m) from the unit in free field:
 AED08-1036 & AED08-1042: Min./Max. Speed: 58/62 dBA
 AED08-1048 & AED08-1060: Min./Max. Speed: 60/64 dBA
 AED08-2072: Min./Max. Speed: 61/65 dBA
 Sound data is not AMCA certified.

Berner reserves the right to alter specifications without prior notice.



ARCHITECTURAL ELITE 8

Electric Heated Air Curtain

Electrical Performance Sheet

MODEL	KW (code)	Temp Rise °F	208/1/60 (voltage code B) MOTOR AMP DRAW = 4.3 each			240/1/60 (voltage code J) or 220/1/50 (voltage code V) MOTOR AMP DRAW = 4.3 each			208/3/60 (voltage code X) MOTOR AMP DRAW = 4.3 each			240/3/60 (voltage code Y) MOTOR AMP DRAW = 4.3 each		
			# CKTS	AMPS PER CIRCUIT (including motor)	BREAKER RATING PER CIRCUIT	# CKTS	AMPS PER CIRCUIT (including motor)	BREAKER RATING PER CIRCUIT	# CKTS	AMPS PER CIRCUIT (including motor)	BREAKER RATING PER CIRCUIT	# CKTS	AMPS PER CIRCUIT (including motor)	BREAKER RATING PER CIRCUIT
AED08-1036E AED08-1042E	14 (140)	39	2	26.8/44.9	35/60	2	23.8/38.9	30/50	1	43.2	60	1	38.0	50
	10 (100)	28	2	20.3/32.0	30/40	1	46.0	60	1	32.1	45	1	28.4	40
	8 (080)	23	1	42.8	60	1	37.6	50	1	26.5	35	1	23.5	30
	6 (060)	17	1	33.1	45	1	29.3	40	1	21.0	30	1	18.7	25
AED08-1048E	14 (140)	26	2	26.8/44.9	35/60	2	23.8/38.9	30/50	1	43.2	60	1	38.0	50
	10 (100)	19	2	20.3/32.0	30/40	1	46.0	60	1	32.1	45	1	28.4	40
	8 (080)	15	1	42.8	60	1	37.6	50	1	26.5	35	1	23.5	30
	6 (060)	11	1	33.1	45	1	29.3	40	1	21.0	30	1	18.7	25
AED08-1060E	21 (210)	39	-	N/A	N/A	-	N/A	N/A	2	23.7/38.9	30/50	2	21.1/33.7	30/45
	15 (150)	28	2	28.3/48.1	40/60	2	25.1/41.7	35/60	1	45.9	60	1	40.4	60
	12 (120)	23	2	23.5/38.5	30/50	2	21.0/33.3	30/45	1	37.6	50	1	33.2	45
	9 (090)	17	2	18.7/28.8	25/40	1	41.8	60	1	29.3	40	1	26.0	35
AED08-2072E	28 (280)	39	-	N/A	N/A	-	N/A	N/A	2	47.5/38.9	60/50	2	42.3/33.7	60/45
	20 (200)	28	-	N/A	N/A	2	N/A	N/A	2	36.4/27.8	45/35	2	32.7/24.1	40/35
	16 (160)	23	2	47.1/38.5	60/50	2	41.9/33.3	60/45	2	30.8/22.2	40/30	1	47.1	60
	12 (120)	17	2	37.4/28.8	50/40	2	33.6/25.0	45/35	1	41.9	60	1	37.5	50



ARCHITECTURAL ELITE 8


Electric Heated Air Curtain

Electrical Performance Sheet

MODEL	kW (code)	Temp Rise °F	120/1/60 - 480/3/60 (voltage code K) 120V MOTOR AMP DRAW = 8.5 each				208/1/60 - 480/3/60 (voltage code S) 208V MOTOR AMP DRAW = 4.3 each				240/1/60 - 480/3/60 (voltage code U) 240V MOTOR AMP DRAW = 4.3 each				380/3/50 (voltage code O) MOTOR AMP DRAW = 4.3 each					
			# CKTS	AMPS PER CIRCUIT		BREAKER RATING PER CIRCUIT		# CKTS	AMPS PER CIRCUIT		BREAKER RATING PER CIRCUIT		# CKTS	AMPS PER CIRCUIT		BREAKER RATING PER CIRCUIT		# CKTS	AMPS PER CIRCUIT (including motor)	BREAKER RATING PER CIRCUIT
				120V/1	480V/3	120V/1	480V/3		208V/1	480V/3	208V/1	480V/3		240V/1	480V/3	240V/1	480V/3			
AED08-1036E AED08-1042E	14 (140)	39	2	8.5	16.8	15	25	2	4.3	16.8	15	25	2	4.3	16.8	15	25	1	25.6	35
	10 (100)	28	2	8.5	12.0	15	15	2	4.3	12.0	15	15	2	4.3	12.0	15	15	1	19.5	25
	8 (080)	23	2	8.5	9.6	15	15	2	4.3	9.6	15	15	2	4.3	9.6	15	15	1	16.5	25
	6 (060)	17	2	8.5	7.2	15	15	2	4.3	7.2	15	15	2	4.3	7.2	15	15	1	13.4	20
AED08-1048E	14 (140)	26	2	8.5	16.8	15	25	2	4.3	16.8	15	25	2	4.3	16.8	15	25	1	25.6	35
	10 (100)	19	2	8.5	12.0	15	15	2	4.3	12.0	15	15	2	4.3	12.0	15	15	1	19.5	25
	8 (080)	15	2	8.5	9.6	15	15	2	4.3	9.6	15	15	2	4.3	9.6	15	15	1	16.5	25
	6 (060)	11	2	8.5	7.2	15	15	2	4.3	7.2	15	15	2	4.3	7.2	15	15	1	13.4	20
AED08-1060E	21 (210)	39	2	8.5	25.3	15	35	2	4.3	25.3	15	35	2	4.3	25.3	15	35	1	36.2	50
	15 (150)	28	2	8.5	18.0	15	25	2	4.3	18.0	15	25	2	4.3	18.0	15	25	1	27.1	35
	12 (120)	23	2	8.5	14.4	15	20	2	4.3	14.4	15	20	2	4.3	14.4	15	20	1	22.5	30
	9 (090)	17	2	8.5	10.8	15	15	2	4.3	10.8	15	15	2	4.3	10.8	15	15	1	18.0	25
AED08-2072E	28 (280)	39	2	17.0	33.7	20	45	2	8.6	33.7	15	45	2	8.6	33.7	15	45	2	29.9/21.3	40/30
	20 (200)	28	2	17.0	24.1	20	35	2	8.6	24.1	15	35	2	8.6	24.1	15	35	1	39.0	50
	16 (160)	23	2	17.0	19.2	20	25	2	8.6	19.2	15	25	2	8.6	19.2	15	25	1	32.9	45
	12 (120)	17	2	17.0	14.4	20	20	2	8.6	14.4	15	20	2	8.6	14.4	15	20	1	26.8	35

MODEL	kW (code)	Temp Rise °F	120/1/60 - 600/3/60 (voltage code L) 120V MOTOR AMP DRAW = 8.5 each				208/1/60 - 600/3/60 (voltage code M) 208V MOTOR AMP DRAW = 4.3 each				240/1/60 - 600/3/60 (voltage code N) 240V MOTOR AMP DRAW = 4.3 each						
			# CKTS	AMPS PER CIRCUIT		BREAKER RATING PER CIRCUIT		# CKTS	AMPS PER CIRCUIT		BREAKER RATING PER CIRCUIT		# CKTS	AMPS PER CIRCUIT		BREAKER RATING PER CIRCUIT	
				120V/1	600V/3	120V/1	600V/3		208V/1	600V/3	208V/1	600V/3		240V/1	600V/3	240V/1	600V/3
AED08-1036E AED08-1042E	14 (140)	39	2	8.5	13.5	15	20	2	4.3	13.5	15	20	2	4.3	13.5	15	20
	10 (100)	28	2	8.5	9.6	15	15	2	4.3	9.6	15	15	2	4.3	9.6	15	15
	8 (080)	23	2	8.5	7.7	15	15	2	4.3	7.7	15	15	2	4.3	7.7	15	15
	6 (060)	17	2	8.5	5.8	15	15	2	4.3	5.8	15	15	2	4.3	5.8	15	15
AED08-1048E	14 (140)	26	2	8.5	13.5	15	20	2	4.3	13.5	15	20	2	4.3	13.5	15	20
	10 (100)	19	2	8.5	9.6	15	15	2	4.3	9.6	15	15	2	4.3	9.6	15	15
	8 (080)	15	2	8.5	7.7	15	15	2	4.3	7.7	15	15	2	4.3	7.7	15	15
	6 (060)	11	2	8.5	5.8	15	15	2	4.3	5.8	15	15	2	4.3	5.8	15	15
AED08-1060E	21 (210)	39	2	8.5	20.2	15	30	2	4.3	20.2	15	30	2	4.3	20.2	15	30
	15 (150)	28	2	8.5	14.4	15	20	2	4.3	14.4	15	20	2	4.3	14.4	15	20
	12 (120)	23	2	8.5	11.5	15	15	2	4.3	11.5	15	15	2	4.3	11.5	15	15
	9 (090)	17	2	8.5	8.7	15	15	2	4.3	8.7	15	15	2	4.3	8.7	15	15
AED08-2072E	28 (280)	39	2	17.0	26.9	20	35	2	8.6	26.9	15	35	2	8.6	26.9	15	35
	20 (200)	28	2	17.0	19.2	20	25	2	8.6	19.2	15	25	2	8.6	19.2	15	25
	16 (160)	23	2	17.0	15.4	20	20	2	8.6	15.4	15	20	2	8.6	15.4	15	20
	12 (120)	17	2	17.0	11.5	20	15	2	8.6	11.5	15	15	2	8.6	11.5	15	15

TOP VIEW

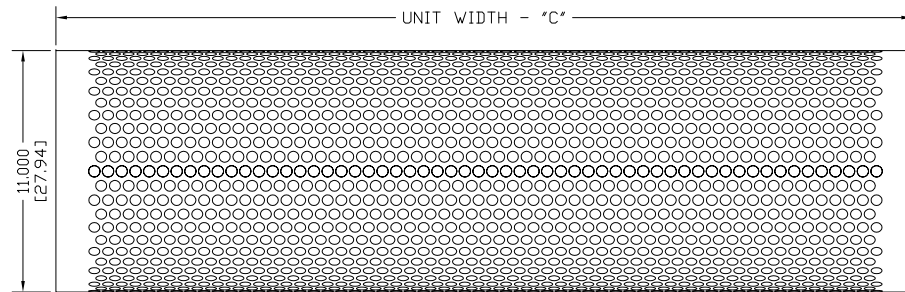


AED08 ELECTRIC HEATED

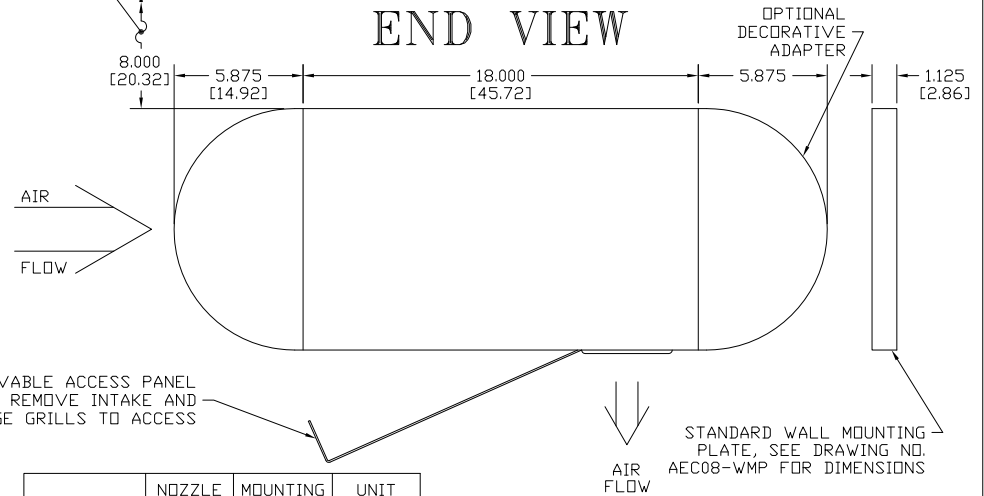
NOTES:

- ① AIR CURTAIN MUST BE INSTALLED SO AIR STREAM IS NOT OBSTRUCTED WHEN DEFLECTED 20° TO EITHER SIDE OF C.
- ② ELECTRICAL CONNECTIONS TO BE FLEXIBLE.
- ③ FIELD VERIFY DIMENSIONS.
- ④ ANCHORS TO SUPPORTING STRUCTURE BY OTHERS.
- ⑤ ADEQUACY OF SUPPORTING STRUCTURE IS TO BE VERIFIED BY A PROFESSIONAL STRUCTURAL ENGINEER.
- ⑥ LETTER "E" IN MODEL NUMBER DESIGNATES ELECTRIC HEATED UNIT.
- ⑦ DIMENSIONS IN INCHES (CENTIMETERS).

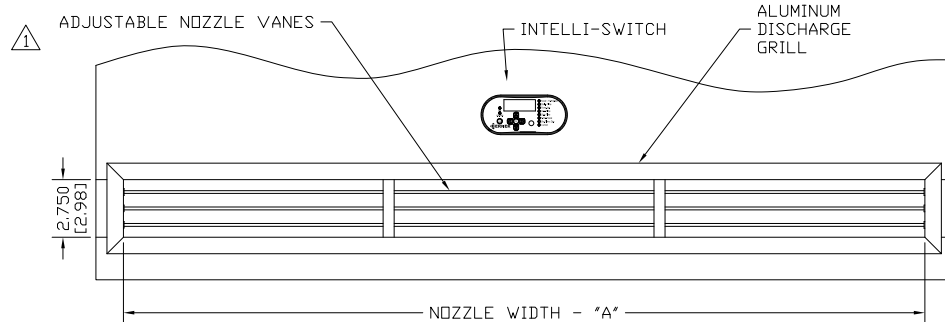
FRONT VIEW



END VIEW



BOTTOM VIEW



MODEL	NOZZLE WIDTH "A"	MOUNTING WIDTH "B"	UNIT WIDTH "C"
AED08-1036E	36.500 [92.71]	37.750 [95.89]	39.000 [99.06]
AED08-1042E	42.500 [107.95]	43.750 [111.13]	45.000 [114.30]
AED08-1048E	48.500 [123.19]	49.750 [126.37]	51.000 [129.54]
AED08-1060E	59.500 [151.13]	60.750 [154.31]	62.000 [157.48]
AED08-2072E	75.000 [190.50]	76.813 [195.11]	78.053 [198.25]

PROJECT		TITLE: BERNER
LOCATION		MODEL AED08 AIR CURTAIN
ARCHITECT		ELECTRIC HEATED SYSTEM
ENGINEER		
DWG. NO.	AED08-ELE	
DATE	31MAR2017	
BY	S. Beil	
REPLACES	-	
BY	-	
BERNER INTERNATIONAL CORP. NEW CASTLE, PA.		